

CHARACTERISTICS AND ADVANTAGES OF OPTICAL FIBER CABLES

CHARACTERISTICS

Low attenuation.

Wide bandwidth.

Immunity from electromagnetic interference.

Immunity from NEMP (nuclear electromagnetic pulses).

Non-conductive.

Non-inductive.

Small size, small bending radius and light weight.

ADVANTAGES

Long repeater spacings or repeaterless networks.

Large transmission capacity with simultaneous voice, data and video transmission capabilities.


No shielding problems. No crosstalk.

Ideal for high security applications.

Transmitter and receiver electrically isolated.

No danger of sparks from short circuits. Perfect for use in hostile environments.

Space efficient. Ease of installation with resulting cost benefits.
Utilisation of existing duct systems.



OPTICAL FIBER HAS
THE CAPACITY TO
TRANSMIT ALMOST
LIMITLESS AMOUNTS
OF INFORMATION

STANDARD OPTICAL FIBER CABLE PRODUCT CODES

FIRST LETTER

F Optical Fiber

SECOND LETTER - FIRST SHEATH MATERIAL TYPE

E Polyethylene

R Halogen-Free Flame Retardant

SUBSEQUENT LETTERS - OTHER KEY CHARACTERISTICS

F Filled Cable

S Metallic Moisture Barrier

B Indoor Cable

M Self-Supporting (Catenary) for Aerial Cable

E Polyethylene Outer Protective Sheath

D Tape Armour

W Wire Armour

N Non-Metallic Cable

TRAILING NUMBER

Number of Fibers / Core Diameter / Cladding Diameter

EXAMPLES

FEFN/12/10/125 Polyethylene Sheathed, Filled, Non-Metallic Cable with 12 Fibers with 10µm core diameter and 125µm cladding diameter.

FEFSE/8 Polyethylene Inner Sheathed, Filled, Metallic Moisture Barrier, Polyethylene Outer Sheathed Cable with 8 Fibers.

(Based on Saudi Telecom Company MAT-1601 specification)

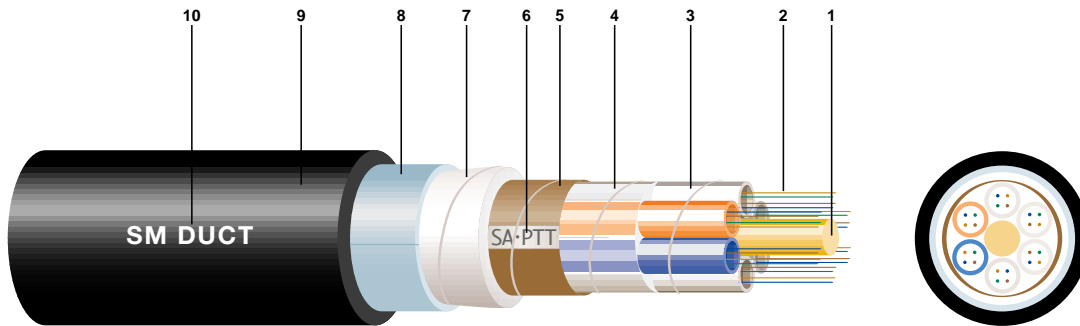
- 3** Optical fiber cable product codes
- 4** Underground (duct) metallic Single Mode optical fiber cable
- 5** Underground (duct) non-metallic Single Mode optical fiber cable
- 6** Underground (direct buried) metallic Single Mode optical fiber cable
- 7** Underground (direct buried) non-metallic Single Mode optical fiber cable
- 8** Underground (direct buried) armoured Single Mode optical fiber cable
- 9** General purpose, Lightpack® core, LXE-Metallic sheath Single Mode optical fiber cable
- 10** General purpose, Lightpack® core, LXE-Dielectric sheath Single Mode optical fiber cable
- 11** General purpose, Lightpack® core, LXE-Rodent lightning sheath Single Mode optical fiber cable



UNDERGROUND (DUCT) METALLIC SINGLE MODE OPTICAL FIBER CABLE

PRODUCT CODE FEFS
TECH. SPEC. NO. TS - 26000

- 1. Central Strength Member
- 2. Color Coded Fibers
- 3. Color Coded Filled Loose Tubes
- 4. Filled Interstices
- 5. Wrapping Tape
- 6. Identification Tape
- 7. Glass Yarn Strength Members
- 8. Aluminium Moisture Barrier
- 9. Polyethylene Sheath, Black
- 10. Sheath Marking



APPLICATION

Single mode, optical fiber cables used in telecommunication network on trunk or inter-exchange routes. The cables are generally hauled into ducts.

DESCRIPTION

Single mode color coded fibers, filled color coded loose tubes, MDPE fillers (if required), assembled around a non-metallic central strength member (CSM), filled core, wrapped with dielectric tape, glass yarn strength members, aluminium polymer laminated tape and PE sheath, DUCT METALLIC OPTICAL FIBER CABLE complying with STC MAT - 1601 Specification.

DUCT METALLIC CABLE

SCC Product No.	Fiber Count	Number of Loose Tubes	Number of SM Fibers Per Tube	Approx. Outer Dia. (mm)	Approx. Net Wt. (kgs/km)	Shipping Length (+5/-0m)	Reel Size (Flange Dia.) (mm)
200046	4	2	2	12.5	139	6,000	1,700
200047	6	3	2	12.5	140	6,000	1,700
200048	8	4	2	12.5	140	6,000	1,700
200049	12	6	2	12.5	142	6,000	1,700
200050	16	4	4	13.0	147	6,000	1,700
200051	24	6	4	13.0	149	6,000	1,700
200052	30	5	6	14.5	180	6,000	1,900
200053	36	6	6	14.5	182	6,000	1,900
200054	48	6	8	14.5	182	6,000	1,900
200941	60	5	12	14.5	182	6,000	1,900
200942	72	6	12	14.5	183	6,000	1,900
200943	84	7	12	16.0	216	6,000	2,000
200944	96	8	12	16.0	218	6,000	2,000

* Other fiber count cable constructions and shipping lengths are available upon request.
 The information given in this leaflet is correct to the best of our knowledge and given in good faith, however the right is reserved to make alterations without prior notice.

CHARACTERISTICS

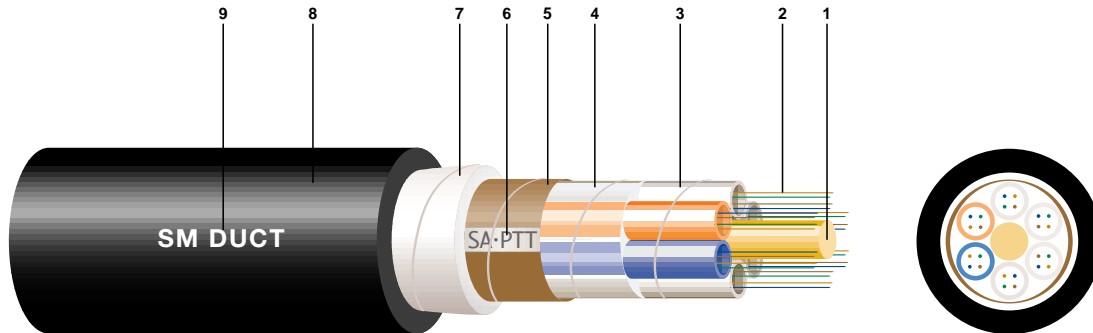
Optical	Mechanical	Environmental
Single mode fiber optimised at 1,310 and/or 1,550nm. Other fiber types/specifications can be offered upon request.	Pulling force (maximum): 2,000N Bending radius (minimum): Full load - 20 x cable diameter No load - 10 x cable diameter	Operating temperature: -30°C, +70°C Storage temperature: -20°C, +70°C Installation temperature: -10°C, +60°C

UNDERGROUND (DUCT) NON-METALLIC SINGLE MODE OPTICAL FIBER CABLE

PRODUCT CODE **FEFN**

TECH. SPEC. NO. **TS - 26000**

- | | | |
|-----------------------------------|--------------------------------|-------------------|
| 1. Central Strength Member | 5. Wrapping Tape | 9. Sheath Marking |
| 2. Color Coded Fibers | 6. Identification Tape | |
| 3. Color Coded Filled Loose Tubes | 7. Glass Yarn Strength Members | |
| 4. Filled Interstices | 8. Polyethylene Sheath, Black | |



APPLICATION

Single mode, optical fiber cables used in telecommunication network on trunk or inter-exchange routes. The cables are generally hauled into ducts.

DESCRIPTION

Single mode color coded fibers, filled color coded loose tubes, MDPE fillers (if required), assembled around a non-metallic central strength member (CSM), filled core, wrapped with dielectric tape, glass yarn strength members and PE sheath, DUCT NON-METALLIC OPTICAL FIBER CABLE complying with STC MAT - 1601 Specification.

DUCT METAL FREE CABLE

SCC Product No.	Fiber Count	Number of Loose Tubes	Number of SM Fibers Per Tube	Approx. Outer Dia. (mm)	Approx. Net Wt. (kgs/km)	Shipping Length (+5/-0m)	Reel Size (Flange Dia.) (mm)
200055	4	2	2	12.0	118	6,000	1,700
200056	6	3	2	12.0	118	6,000	1,700
200057	8	4	2	12.0	119	6,000	1,700
200058	12	6	2	12.0	120	6,000	1,700
200059	16	4	4	12.5	125	6,000	1,700
200060	24	6	4	12.5	127	6,000	1,700
200061	30	5	6	14.0	156	6,000	1,800
200062	36	6	6	14.0	157	6,000	1,800
200063	48	6	8	14.0	158	6,000	1,800
200945	60	5	12	14.0	158	6,000	1,800
200946	72	6	12	14.0	159	6,000	1,800
200947	84	7	12	15.5	191	6,000	1,900
200948	96	8	12	15.5	193	6,000	1,900

* Other fiber count cable constructions and shipping lengths are available upon request.

The information given in this leaflet is correct to the best of our knowledge and given in good faith, however the right is reserved to make alterations without prior notice.

CHARACTERISTICS

Optical

Single mode fiber optimised at 1,310 and/or 1,550nm.

Other fiber types/specifications can be offered upon request.

Mechanical

Pulling force (maximum): 2,000N

Bending radius (minimum):

Full load - 20 x cable diameter

No load - 10 x cable diameter

Environmental

Operating temperature: -30°C, +70°C

Storage temperature: -20°C, +70°C

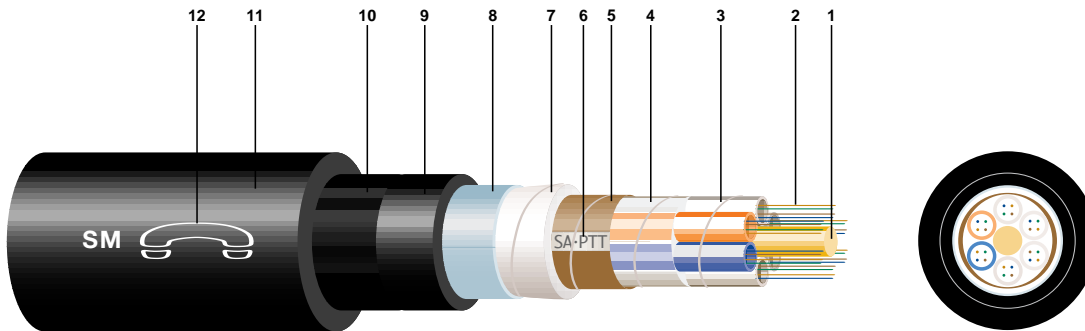
Installation temperature: -10°C, +60°C

UNDERGROUND (DIRECT BURIED) METALLIC SINGLE MODE OPTICAL FIBER CABLE

PRODUCT CODE FEFSE

TECH. SPEC. NO. TS - 26000

- | | | |
|-----------------------------------|--------------------------------|--------------------------------------|
| 1. Central Strength Member | 5. Wrapping Tape | 9. Inner Polyethylene Sheath |
| 2. Color Coded Fibers | 6. Identification Tape | 10. Flooding Compound |
| 3. Color Coded Filled Loose Tubes | 7. Glass Yarn Strength Members | 11. Outer Polyethylene Sheath, Black |
| 4. Filled Interstices | 8. Aluminium Moisture Barrier | 12. Sheath Marking |



APPLICATION

Single mode, optical fiber cables generally used in telecommunication network on trunk or inter-exchange routes. The cables are used for outdoor direct burial application.

DESCRIPTION

Single mode color coded fibers, filled color coded loose tubes, MDPE fillers (if required), assembled around a non-metallic central strength member (CSM), filled core, wrapped with dielectric tape, glass yarn strength members, aluminium polymer laminated tape, PE inner and outer sheath, DIRECT BURIED METALLIC OPTICAL FIBER CABLE complying with STC MAT - 1601 Specification.

DIRECT BURIED METALLIC CABLE

SCC Product No.	Fiber Count	Number of Loose Tubes	Number of SM Fibers Per Tube	Approx. Outer Dia. (mm)	Approx. Net Wt. (kgs/km)	Shipping Length (+5/-0m)	Reel Size (Flange Dia.) (mm)
200064	4	2	2	15.0	181	6,000	1,900
200065	6	3	2	15.0	181	6,000	1,900
200066	8	4	2	15.0	182	6,000	1,900
200067	12	6	2	15.0	183	6,000	1,900
200068	16	4	4	15.0	183	6,000	1,900
200069	24	6	4	15.0	184	6,000	1,900
200070	30	5	6	16.0	210	6,000	2,000
200071	36	6	6	16.0	211	6,000	2,000
200072	48	6	8	16.0	212	6,000	2,000
200949	60	5	12	16.5	221	6,000	2,000
200950	72	6	12	16.5	223	6,000	2,000
200951	84	7	12	18.0	263	6,000	2,100
200952	96	8	12	18.0	264	6,000	2,100

* Other fiber count cable constructions and shipping lengths are available upon request.

The information given in this leaflet is correct to the best of our knowledge and given in good faith, however the right is reserved to make alterations without prior notice.

CHARACTERISTICS

Optical

Single mode fiber optimised at 1,310 and/or 1,550nm.

Other fiber types/specifications can be offered upon request.

Mechanical

Pulling force (maximum): 1,000N

Bending radius (minimum):

Full load - 20 x cable diameter

No load - 10 x cable diameter

Environmental

Operating temperature: -30°C, +70°C

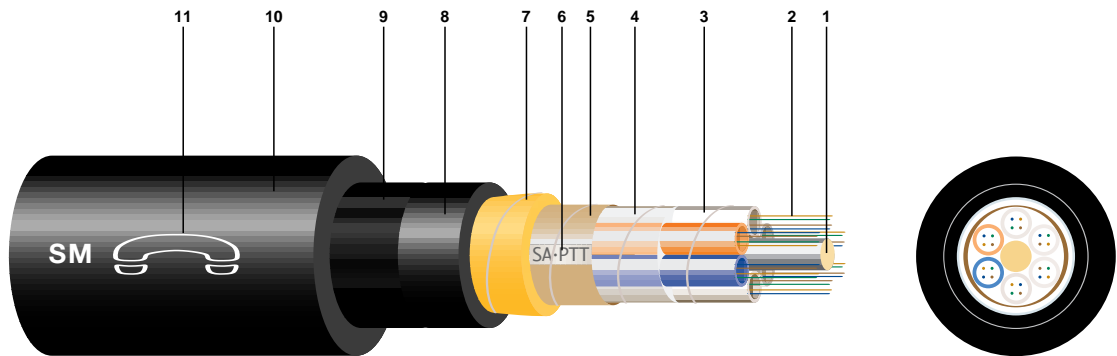
Storage temperature: -20°C, +70°C

Installation temperature: -10°C, +60°C

UNDERGROUND (DIRECT BURIED) NON-METALLIC SINGLE MODE OPTICAL FIBER CABLE

PRODUCT CODE FEFNE
TECH. SPEC. NO. TS - 26000

- | | | |
|-----------------------------------|--------------------------------|--------------------------------------|
| 1. Central Strength Member | 5. Wrapping Tape | 9. Filling Compound |
| 2. Color Coded Fibers | 6. Identification Tape | 10. Outer Polyethylene Sheath, Black |
| 3. Color Coded Filled Loose Tubes | 7. Glass Yarn Strength Members | 11. Sheath Marking |
| 4. Filled Interstices | 8. Inner Polyethylene Sheath | |



APPLICATION

Single mode, optical fiber cables generally used in telecommunication network on trunk or inter-exchange routes. The cables are for outdoor direct burial application.

DESCRIPTION

Single mode color coded fibers, filled color coded loose tubes, MDPE fillers (if required), assembled around a non-metallic central strength member (CSM), filled core, wrapped with dielectric tape, glass yarn strength members, PE inner and outer sheath, DIRECT BURIED NON-METALLIC OPTICAL FIBER CABLE complying with STC MAT - 1601 Specification.

DIRECT BURIED METAL FREE CABLE

SCC Product No.	Fiber Count	Number of Loose Tubes	Number of SM Fibers Per Tube	Approx. Outer Dia. (mm)	Approx. Net Wt. (kgs/km)	Shipping Length (+5/-0m)	Reel Size (Flange Dia.) (mm)
200073	4	2	2	14.0	148	6,000	1,800
200074	6	3	2	14.0	149	6,000	1,800
200075	8	4	2	14.0	150	6,000	1,800
200076	12	6	2	14.0	151	6,000	1,800
200077	16	4	4	14.0	151	6,000	1,800
200078	24	6	4	14.0	151	6,000	1,800
200079	30	5	6	16.0	190	6,000	2,000
200080	36	6	6	16.0	192	6,000	2,000
200081	48	6	8	16.0	192	6,000	2,000
200953	60	5	12	16.0	196	6,000	2,000
200954	72	6	12	16.0	197	6,000	2,000
200955	84	7	12	17.5	234	6,000	2,100
200956	96	8	12	17.5	236	6,000	2,100

* Other fiber count cable constructions and shipping lengths are available upon request.

The information given in this leaflet is correct to the best of our knowledge and given in good faith, however the right is reserved to make alterations without prior notice.

CHARACTERISTICS

Optical

Single mode fiber optimised at 1,310 and/or 1,550nm.

Other fiber types/specifications can be offered upon request.

Mechanical

Pulling force (maximum): 1,000N

Bending radius (minimum):

Full load - 20 x cable diameter
 No load - 10 x cable diameter

Environmental

Operating temperature: -30°C, +70°C

Storage temperature: -20°C, +70°C

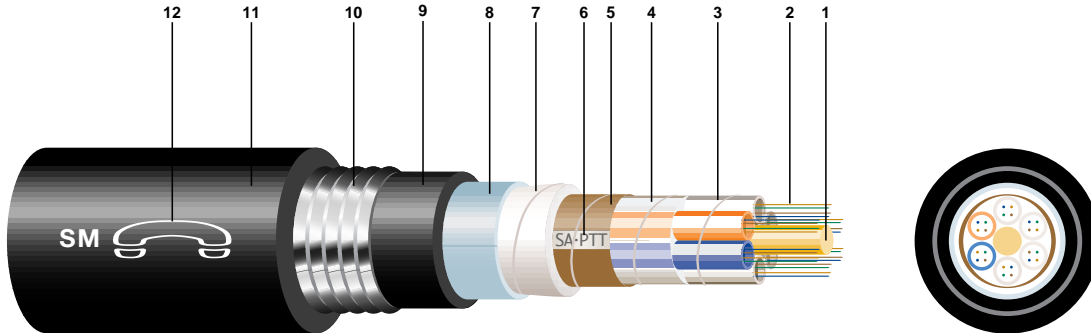
Installation temperature: -10°C, +60°C

UNDERGROUND (DIRECT BURIED) ARMOURED SINGLE MODE OPTICAL FIBER CABLE

PRODUCT CODE FEFSDE

TECH. SPEC. NO. TS - 26000

- | | | |
|-----------------------------------|--------------------------------|--------------------------------------|
| 1. Central Strength Member | 5. Wrapping Tape | 9. Inner Polyethylene Sheath |
| 2. Color Coded Fibers | 6. Identification Tape | 10. Corrugated Steel Tape |
| 3. Color Coded Filled Loose Tubes | 7. Glass Yarn Strength Members | 11. Outer Polyethylene Sheath, Black |
| 4. Filled Interstices | 8. Aluminium Moisture Barrier | 12. Sheath Marking |



APPLICATION

Single mode, optical fiber cables generally used in telecommunication network on trunk or inter-exchange routes. The cables are used for outdoor direct burial application.

DESCRIPTION

Single mode color coded fibers, filled color coded loose tubes, MDPE fillers (if required), assembled around a non-metallic central strength member (CSM), filled core, wrapped with dielectric tape, glass yarn strength members, aluminium polymer laminated tape, PE inner sheath, corrugated steel tape and PE outer sheath, DIRECT BURIED ARMOURED OPTICAL FIBER CABLE complying with STC MAT - 1601 Specification.

DIRECT BURIED ARMOURED CABLE

SCC Product No.	Fiber Count	Number of Loose Tubes	Number of SM Fibers Per Tube	Approx. Outer Dia. (mm)	Approx. Net Wt. (kgs/km)	Shipping Length (+5/-0m)	Reel Size (Flange Dia.) (mm)
200082	4	2	2	17.0	248	6,000	2,100
200083	6	3	2	17.0	249	6,000	2,100
200084	8	4	2	17.0	249	6,000	2,100
200085	12	6	2	17.0	250	6,000	2,100
200086	16	4	4	17.0	250	6,000	2,100
200957	20	5	4	17.0	251	6,000	2,100
200087	24	6	4	17.0	251	6,000	2,100
200088	30	5	6	19.0	304	6,000	2,300
200089	36	6	6	19.0	305	6,000	2,300
200090	48	6	8	19.0	305	6,000	2,300
200958	60	5	12	19.0	305	6,000	2,300
200959	72	6	12	19.0	306	6,000	2,300
200960	84	7	12	20.5	350	4,000	2,100
200961	96	8	12	20.5	352	4,000	2,100

* Other fiber count cable constructions and shipping lengths are available upon request.

The information given in this leaflet is correct to the best of our knowledge and given in good faith, however the right is reserved to make alterations without prior notice.

CHARACTERISTICS

Optical

Single mode fiber optimised at 1,310 and/or 1,550nm.

Other fiber types/specifications can be offered upon request.

Mechanical

Pulling force (maximum): 1,000N

Bending radius (minimum):

Full load - 20 x cable diameter

No load - 10 x cable diameter

Environmental

Operating temperature: -30°C, +70°C

Storage temperature: -20°C, +70°C

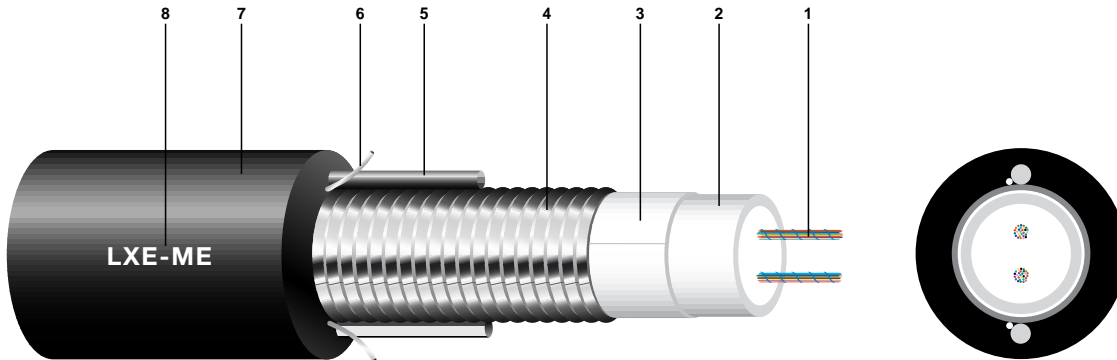
Installation temperature: -10°C, +60°C

GENERAL PURPOSE, LIGHTPACK® CORE, LXE-METALLIC SHEATH SINGLE MODE OPTICAL FIBER CABLE

PRODUCT CODE LXE - ME

TECH.SPEC.NO. TS - 38000

- | | | |
|---|--------------------------------|-------------------------------|
| 1. Fibers in Bundle(s) with Color Coded Marker Thread | 3. Water Blocking Tape | 6. Sheath Rip Cords |
| 2. Filled PBT Core Tube | 4. Corrugated ECCS Steel Tape | 7. Polyethylene Sheath, Black |
| | 5. Steel Wire Strength Members | 8. Sheath Marking |



APPLICATION

Single mode, Lightpack® Metallic Sheath (LXE-ME) Optical fiber cables generally used in telecommunication network on trunk or Inter-exchange routes for underground Duct, Direct Buried, or Aerial applications. The cable conforms to the requirements of International Standards such as IEC 794-1, Bellcore GR-20-CORE and REA Bulletin 1753F-601 (PE-90) for Optical, Mechanical and Environmental Characteristics.

DESCRIPTION

Single mode color coded fibers, filled central core tube, wrapped with a water blocking tape, corrugated ECCS steel tape armour, steel wire strength members and PE sheath, Lightpack® Metallic sheath (LXE-ME) OPTICAL FIBER CABLE.

LIGHTPACK® METALLIC SHEATH (LXE-ME) CABLE

SCC Product No.	Fiber Count	Nominal Core Tube Dia. (mm)	Approx. Outer Dia. (mm)	Approx. Net Wt. (kgs/km)	Shipping Length (+5/-0m)	Reel Size (Flange Dia.) (mm)
250001	4	6.0	12.90	178	6,000	1,700
250002	6	6.0	12.90	178	6,000	1,700
250003	8	6.0	12.90	178	6,000	1,700
250004	10	6.0	12.90	178	6,000	1,700
250005	12	6.0	12.90	178	6,000	1,700
250006	16	6.0	12.90	178	6,000	1,700
250007	20	6.0	12.90	178	6,000	1,700
250008	24	6.0	12.90	179	6,000	1,700
250009	30	6.0	12.90	179	6,000	1,700
250010	36	6.0	12.90	179	6,000	1,700
250011	48	6.0	12.90	180	6,000	1,700
250012	52	8.0	15.40	238	6,000	2,000
250013	60	8.0	15.40	238	6,000	2,000
250014	64	8.0	15.40	238	6,000	2,000
250015	72	8.0	15.40	238	6,000	2,000
250016	76	8.0	15.40	239	6,000	2,000
250017	84	8.0	15.40	239	6,000	2,000
250018	96	8.0	15.40	240	6,000	2,000

* Other fiber count cable constructions and shipping lengths are available upon request.

The information given in this leaflet is correct to the best of our knowledge and given in good faith, however the right is reserved to make alterations without prior notice.

CHARACTERISTICS

Optical

Single mode fiber optimised at 1,310 and/or 1,550nm.

Other fiber types/specifications can be offered upon request.

Mechanical

Pulling force (maximum) : 2,700N

Bending radius (minimum) :
Full load - 20 x cable diameter
No load - 10 x cable diameter

Environmental

Operating temperature : -40°C, +70°C

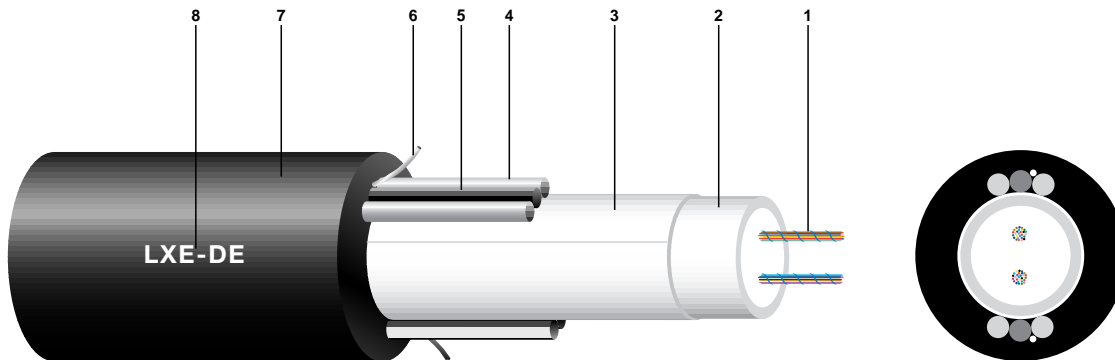
Storage temperature : -40°C, +75°C

Installation temperature : -30°C, +60°C

GENERAL PURPOSE, LIGHTPACK® CORE, LXE-DIELECTRIC SHEATH SINGLE MODE OPTICAL FIBER CABLE

PRODUCT CODE	LXE - DE
TECH.SPEC.NO.	TS - 39000

- | | | |
|--|----------------------------------|-------------------------------|
| 1. Fibers in Bundle(s) with Colour Coded Marker Thread | 3. Water Blocking Tape | 6. Sheath Rip Cords |
| 2. Filled PBT Core Tube | 4. Glass Roving Strength Members | 7. Polyethylene Sheath, Black |
| | 5. Glass Rod Strength Members | 8. Sheath Marking |



APPLICATION

Single mode, Lightpack® Dielectric Sheath (LXE-DE) Optical fiber cables generally used in telecommunication network on trunk or Inter-exchange routes for underground Duct, Direct Buried, or Aerial applications. The cable conforms to the requirements of International Standards such as IEC 794-1, Bellcore GR-20-CORE and REA Bulletin 1753F-601 (PE-90) for Optical, Mechanical and Environmental Characteristics.

DESCRIPTION

Single mode color coded fibers, filled central core tube, wrapped with a water blocking tape, Non-Metallic glass strength members and PE sheath, Lightpack® Dielectric sheath (LXE-DE) OPTICAL FIBER CABLE.

LIGHTPACK® DIELECTRIC SHEATH (LXE -DE) CABLE

SCC Product No.	Fiber Count	Nominal Core Tube Dia. (mm)	Approx. Outer Dia. (mm)	Approx. Net Wt. (kgs/km)	Shipping Length (+5/-0m)	Reel Size (Flange Dia.) (mm)
250019	4	6.0	12.90	151	6,000	1,700
250020	6	6.0	12.90	151	6,000	1,700
250021	8	6.0	12.90	151	6,000	1,700
250022	10	6.0	12.90	151	6,000	1,700
250023	12	6.0	12.90	151	6,000	1,700
250024	16	6.0	12.90	151	6,000	1,700
250025	20	6.0	12.90	151	6,000	1,700
250026	24	6.0	12.90	151	6,000	1,700
250027	30	6.0	12.90	152	6,000	1,700
250028	36	6.0	12.90	152	6,000	1,700
250029	48	6.0	12.90	152	6,000	1,700
250030	52	8.0	15.40	207	6,000	2,000
250031	60	8.0	15.40	207	6,000	2,000
250032	64	8.0	15.40	208	6,000	2,000
250033	72	8.0	15.40	208	6,000	2,000
250034	76	8.0	15.40	208	6,000	2,000
250035	84	8.0	15.40	209	6,000	2,000
250036	96	8.0	15.40	209	6,000	2,000

* Other fiber count cable constructions and shipping lengths are available upon request.

The information given in this leaflet is correct to the best of our knowledge and given in good faith, however the right is reserved to make alterations without prior notice.

CHARACTERISTICS

Optical

Single mode fiber optimised at 1,310 and/or 1,550nm.

Other fiber types/specifications can be offered upon request.

Mechanical

Pulling force (maximum) : 2,700N

Bending radius (minimum) :
Full load - 20 x cable diameter
No load - 10 x cable diameter

Environmental

Operating temperature : -40°C, +70°C

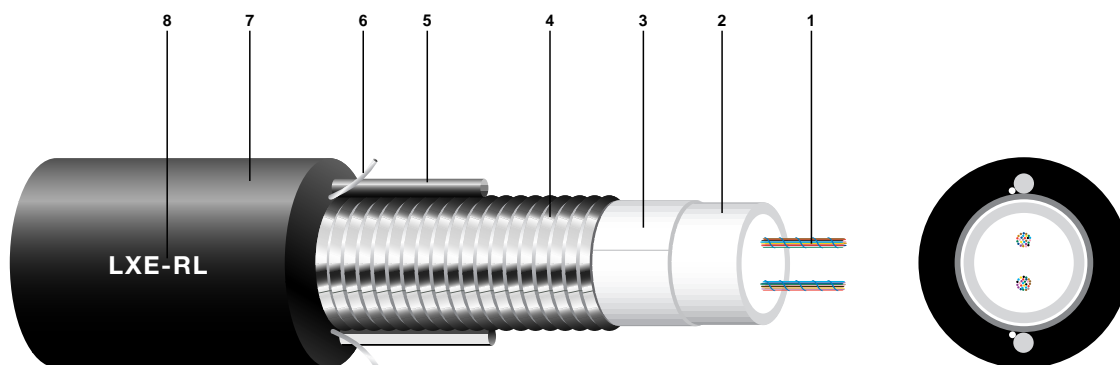
Storage temperature : -40°C, +75°C

Installation temperature : -30°C, +60°C

GENERAL PURPOSE, LIGHTPACK® CORE, LXE-RODENT LIGHTNING SHEATH SINGLE MODE OPTICAL FIBER CABLE

PRODUCT CODE LXE - RL
TECH.SPEC.NO. TS - 40000

1. Fibers in Bundle(s) with Colour Coded Marker Thread
2. Filled PBT Core Tube
3. Water Blocking Tape
4. Corrugated Stainless Steel Tape
5. Steel Wire Strength Members
6. Sheath Rip Cords
7. Polyethylene Sheath, Black
8. Sheath Marking



APPLICATION

Single mode, Lightpack® Rodent-lightning sheath (LXE-RL) Optical fiber cables generally used in telecommunication network on trunk or inter-exchange routes for underground Duct, Direct Buried, or Aerial applications. The cable conforms to the requirements of International Standards such as IEC 794-1, Bellcore GR-20-CORE and REA Bulletin 1753F-601 (PE-90) for Optical, Mechanical and Environmental Characteristics.

DESCRIPTION

Single mode color coded fibers, filled central core tube, wrapped with a water blocking tape, corrugated stainless steel tape armour, steel wire strength members and PE sheath, Lightpack® Rodent-Lightning sheath (LXE-RL) OPTICAL FIBER CABLE.

LIGHTPACK® RODENT-LIGHTNING SHEATH (LXE-RL) CABLE

SCC Product No.	Fiber Count	Nominal Core Tube Dia. (mm)	Approx. Outer Dia. (mm)	Approx. Net Wt. (kgs/km)	Shipping Length (+5/-0m)	Reel Size (Flange Dia.) (mm)
250037	4	6.0	12.90	175	6,000	1,700
250038	6	6.0	12.90	175	6,000	1,700
250039	8	6.0	12.90	175	6,000	1,700
250040	10	6.0	12.90	175	6,000	1,700
250041	12	6.0	12.90	176	6,000	1,700
250042	16	6.0	12.90	176	6,000	1,700
250043	20	6.0	12.90	176	6,000	1,700
250044	24	6.0	12.90	176	6,000	1,700
250045	30	6.0	12.90	177	6,000	1,700
250046	36	6.0	12.90	177	6,000	1,700
250047	48	6.0	12.90	177	6,000	1,700
250048	52	8.0	15.40	229	6,000	2,000
250049	60	8.0	15.40	229	6,000	2,000
250050	64	8.0	15.40	230	6,000	2,000
250051	72	8.0	15.40	230	6,000	2,000
250052	76	8.0	15.40	230	6,000	2,000
250053	84	8.0	15.40	231	6,000	2,000
250054	96	8.0	15.40	231	6,000	2,000

* Other fiber count cable constructions and shipping lengths are available upon request.

The information given in this leaflet is correct to the best of our knowledge and given in good faith, however the right is reserved to make alterations without prior notice.

CHARACTERISTICS

Optical

Single mode fiber optimised at 1,310 and/or 1,550nm.

Other fiber types/specifications can be offered upon request.

Mechanical

Pulling force (maximum) : 2,700N

Bending radius (minimum) :
 Full load - 20 x cable diameter
 No load - 10 x cable diameter

Environmental

Operating temperature : -40°C, +70°C

Storage temperature : -40°C, +75°C

Installation temperature : -30°C, +60°C